

Week 7

Dear parents/ carers

Welcome to this week's online learning for reception. We have put all the learning in one document. Let us know if this is easier for you to look at. All the learning is done day by day. You should be able to find a worksheet or idea for an activity in the resources online organised by each day.

We have laid out the activities in a table so that you can have an idea of the sort of routine you might want to work out. Spread the activities out, repeat them as you see fit.

Children in Reception learn best through **PLAY**. It is important that while learning at home they are still provided with opportunities to play and learn through activities they enjoy. Reading and writing is important and there are lots of ideas and activities for the children to practise these skills but keep these sessions short and fun. Where possible link the writing to their interests, e.g. if they like cars they can draw and describe the car and think about where it will go.

Looking forward to seeing you again soon

Charlie and the reception team

Day	W/b 18.05.2020	Play activities	Phonics (30 mins) Please use RWI website for lessons at times below	High frequency words (5-10 mins)		Maths activities (15 mins)	Book activities (15-30 mins mins)
5	Friday 22 May	Space adventure	9.30am - Set 1: s 10.00am - Set 2: ir	she	what	Add 2 more with numbers 0-10 practically.	Create it!
Weekly Learning Challenge:							

Journeys Play Activity - Friday 22nd May 2020

This week we will be exploring journeys through space. Let's pretend to be astronauts, exploring space in our space shuttles. What do you think it is like in space? What would you see? What would you hear?

Listen to the stories 'Whatever Next' (<https://www.youtube.com/watch?v=Nn73STXrPP0>) or 'Aliens love underpants' (<https://www.youtube.com/watch?v=ADnAGBWlzqE>) to find out more.


You could also watch these videos to find out more about space:

- <https://www.bbc.co.uk/bitesize/topics/zkvv4wx/resources/1> <https://www.youtube.com/watch?v=Qd6nLM2QIWw>


Space adventure

Today let's dress up as an astronaut and go on a space adventure, just like Baby bear in the story 'Whatever Next. You can listen to the story here:


<https://www.youtube.com/watch?v=Nn73STXrPP0>




1) Find a space rocket. Baby bear used a big cardboard box. Can you decorate your rocket?



2) Fill your rocket with things you need for the journey. Maybe a toy, some food, a pen.



3) Find a space suit. You might need some boots, a helmet, a space rucksack.



You're ready to go. 3,2,1
BLAST OFF!

Phonics

There are daily lessons for phonics on Ruth Miskin Training on YouTube.

Set 1 sounds - 9.30am.

Set 2 sounds - 10.00am

Each film is available on YouTube for 24 hours.

You can see the schedule for the weeks ahead if you click on the link below -

https://www.ruthmiskin.com/media/filer_public/1b/7d/1b7df13e-4381-4bb5-866b-ac0549394947/ss_after_easter1.pdf

Today's sounds are:

Set 1	Set 2
s	ir – whirl and twirl

If you don't have access to YouTube find objects in your house that begin with the sound or have the sound in them.



Stretch: ssssnake
Handwrite: Slither down the snake

sssssnake

Slither down the snake

s – a – t sat

s – a – d sad



whirl and twirl

2. girl, bird, third, whirl, twirl, dirt

ir – whirl and twirl

g – ir – l girl

b – ir – d bird

th – ir – d third

d – ir – t dirt

High Frequency Words – Day 5

Children who know all Reception words should read **Year 1** words!
Learn one of these words each day! No longer than **10/15 minutes!**

Make it fun!

Write them onto paper and cut them up. **Hide them around your home.**
Ask your child to find certain words and bring them back to you.

Reception High Frequency Words	Year 1 High Frequency Words
are	will
can	too
of	want
no	very
she	what

Play HFW Bingo! Write down some of the words onto a bingo grid and then read out the words. Can they find them?

I	up
we	the
it	go

Get your child to be the bingo caller and read out the words!

Look for and match HFWs in books!

Maths – Friday 22nd May Add 2 more- continued

Maths Challenge Cards

The maths challenge cards are short activity ideas that can fit into your day and will help your child see maths as fun.

You can repeat each activity as many times as your child wants to. Feel free to change the ideas to suit your child's interests, what you have in your house and their current level of development. If your child wants to represent their thinking on paper let them do so in their own way. For example they might not want to write numbers, but they might want to draw to communicate their mathematical thinking.

We encourage you to share any ideas you have for maths challenges so that our collection of cards can grow and we can learn from one another.

Today we are adding 2 more with numbers 0-10.

1. Explore numbers




<https://pbskids.org/curiousgeorge/busyday/drive/>

2. Play with numbers

Have a go at solving these word problems. You can draw pictures to help you work it out!!



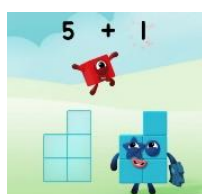
1. Anisha drew 5 flowers. Then she drew 2 more. How many flowers did she draw altogether?
2. Musa built a tower with 6 blocks. Then he added 2 more blocks. How many blocks did he use to build his tower?
3. Aliza had 4 apples. Guney gave her 2 more apples. How many apples does Aliza have now?



3. Practise your numbers

<https://www.topmarks.co.uk/Flash.aspx?f=CountingOnInOnes>

The challenge is to use pictures and add 2 groups of objects with numbers 0-10.



**Watch these number blocks and learn more about adding.
Is the number getting bigger or smaller when we add?**


<https://www.bbc.co.uk/iplayer/episode/b08q39b4/numberblocks-series-2-just-add-one>

Book Activities – Create it!

This week our book of the week is *Whatever Next* by Jill Murphy.

It's all about a bear who decides to go on an adventure by making his own rocket and flying to the Moon!

What do you think will happen in this book? Who do you think the bear will meet?



Today let's create the story ourselves

Why don't you get a box and decorate it? What sort of a vehicle do you want it to be? Where will you visit in your vehicle?

Draw some simple pictures of what happens in your story and get mum or dad to write down your own version of the story.

Read through the story or listen to the video on YouTube.

<https://www.bing.com/videos/search?q=Whatever+Next!&docid=608052598678687134&mid=B0AFEF2591358613DC3BB0AFEF2591358613DC3B&view=detail&FORM=VIRE>

Or watch **Charlie** telling the story on the website!